Technical Data Sheet

25/15 FrameFix™
For Kingspan AlphaCore® Insulation



25/15 FrameFix™ For Kingspan AlphaCore® Insulation

Check for updates



Product summary

ACS Framefix™ is designed to allow an outer leaf of a cavity wall constructed from masonry to be tied to a light steel frame or another structural element through Kingspan AlphaCore® Pads using a suitable fixing.

The system comprises of a number of elements that work together to create a high strength structural restraint assembly. The channel itself is formed from Ultra Steel, allowing higher capacities than plain steel channels. Along the channel are a number of pre-punched holes which are spaced at close centres to allow the fixing point to be selected depending on the application. For light gauge steel frames the smaller hole is designed to be used with ACS high thread self drilling fixings. All ACS fixings used with Framefix™ systems are supplied in stainless steel based upon independent reporting and testing by leading industry consultants Sandberg LLP. At each fixing point, compression disk is used between the insulation pad and the channel to ensure the load is spread accordingly, ACS 4000 range wall ties can be positioned at any point along the channel to suit the coursing of the masonry panel.

Please note, guidance needs to be taken from Kingspan with regard to fixing positions within the insulation pad such as minimum edge distances as well as the requirement for additional retaining disks for fixing back the insulation itself.

25/15 FrameFix™ For Kingspan AlphaCore® Insulation

Check for updates

Product highlights

- Fully compatible system
- 60 year warranty
- Austenitic stainless steel (Grade 1.4301)
- Lucideon tested
- 2.7m standard lengths
- Compression disks
- Stainless steel fixings

CCPI
ASSESSED PRODUCT INFORMATION
003070079/0826
25/15 Framefix Ultra System including 4000 Range Wall Ties

System performance

Table 1.0 below provides the wall tie type performance values from PD6697 based on the standard stud centres of 600mm.

Panel Required Type (PD 6697)	Wall Tie Vertical CTRS (mm)	Fixing Vertical CTRS (mm)	Panel Design Resistance (kN/m²)
Type 1	375	337.5	2.23
Type 2	450	450	1.18

Table 1.0 — Channel Tie / Fixing Centres

For alternative performance requirements or spacings, please contact the ACS Technical Department for further information.

25/15 FrameFix™ For Kingspan AlphaCore® Insulation

Check for updates

High thread self drilling screws

ACS high thread self drilling screws are designed for light gauge steel applications and require no pre-drilling of the substrate. The fixings can be utilised up to a steel thickness of 6.0mm. Table 1.1 can be used to select the correct fixing for your application.

Installation

The channel is typically fixed back to the SFS/ Studwork through the AlphaCore® Pad and CP board. Each fixing requires a compression disk to be installed between the channel and AlphaCore® Pad. Fixings are to be then be installed through the channel (small hole only) and the hole in the compression disk, then driven into the SFS studs. Ties can then be positioned at any point along the channel length to suit the bed joint coursing at the required vertical centres (refer to Table 1.0). Installing through large holes in the channel is not permitted and as such will invalidate any system performance.

Insulation thickness (mm)	Screw length (mm) SFS
20-25	65
30-45	85
50-60	105
65-95	135
100-115	150
120-145	185
150-165	200

Table 1.1 — Tech Screw Lengths

25/15 FrameFix™ For Kingspan AlphaCore® Insulation

Check for updates

Tie lengths

An ACS 4000 Range Channel Tie length should be selected to ensure a minimum of 50mm and a maximum of 75mm embedment is achieved. ACS recommends that ties should be selected to an embedment (Eb) of 62.5mm. BS EN 845-1.



UK CA | CE UK NI

BS EN 845-1

Tie reference	Tie length (mm)	Clear cavity range (mm)
ACS4000/100	100	40-65
ACS4000/125	125	66-90
ACS4000/150	150	91-115
ACS4000/175	175	116-140
ACS4000/200	200	141-165
ACS4000/225	225	166-190
ACS4000/250	250	191-215
ACS4000/275	275	216-240
ACS4000/300	300	241-265
ACS4000/325	325	266-290
ACS4000/350	350	291-315
ACS4000/375	375	316-340

Table 1.2 — Tie Lengths

ACS

Built on tradition. Driven by innovation.

Get in touch to learn more about how Framefix™ can help you deliver your next project.

0113 391 8200
info@acsstainless.co.uk
acsstainless.co.uk

ACS Stainless Steel Fixings Ltd
ACSStainlessSteelFixings